



RITO
#RITOHOBBY

Bead pattern for a cute Easter bunny



[Download PDF here](#)

Here is the pattern for a nice, little Easter bunny. The bunny is made with Hama Midi Beads on a single perler bead.

Materials:

1 Hama Midi [Pegboards](#)

376 x Hama Midi bead colour [207-01 White](#)



RITO
#RITOHOBBY

72 x Hama Midi bead colour [207-02 Cream](#)

7 x Hama Midi bead colour [207-06 Pink](#)


1 x Hama Midi bead colour [207-18 Black](#)

79 x Hama Midi bead colour [207-75 Tan](#)

4 x Hama Midi bead colour [207-76 Nougat](#)


You can find all colours of [Hama Midi Beads](#) in 1000 pcs. bags here.

Design: Jeppe Jepsen






RITO
#RITOHOBBY





RITO
#RITOHOBBY





RITO
#RITOHOBBY





RITO
#RITOHOBBY





RITO
#RITOHOBBY

