


Free crochet pattern: Crochet Face Scrubbies- Ida's Face Scrubbies



[Download PDF here](#)

These crocheted face scrubbies are a great alternative to regular cotton pads. The scrubbies can be



washed and reused several times. You can decide what colour you want to use for your face scrubbies! This crochet pattern is made with [Infinity Hearts Rose 8/4 yarn](#), which is made from 100% cotton with a thickness of 8/4.

Measurements

One scrubby measure approx. 5 cm. The size depends on the crochet tension.

Materials/tools for 25 pcs.

- [Crochet hook](#) size 4.00mm
- [Darning needle for assembly/finishing](#)
- (Perhaps) [stitch markers](#) and [row counter](#)
- 2 x [Infinity Hearts Rose 8/4 Yarn Unicolour 109 Royal Blue](#) skeins - It takes 4 grams for each scrubbie (crochet with 2 strands)

Abbreviations

ch – Chain stitch

sl st – Slip stitch

inc - Increase (2 stitches in the same stitch)

tr – Treble

trx – Treble cross stitch

Treble cross stitches are made by skipping a stitch and making the treble in the next stitch. Then you make a treble in the stitch you skipped.

Since you actually had to make decreases in the round, you make a treble in the first stitch - and go back and make the cross in the stitch from the previous one. In this case, you make the first treble in the first stitch, and then make the cross in the stitch under the chain stitch.



RITO
#RITOHOBBY





RITO
#RITOHOBBY



Instructions

The face scrubbies are crocheted with 2 strands in order for them to become more durable and firm. The treble cross stitches add additional structure to the face scrubbies.




You can make 25 face scrubbies from two skeins that measure about 5cm - depending on crochet tension.

Introduction



RITO
#RITOHOBBY


You start by making 6 dc in a magic ring - and then 2 chain stitches.



Make increases in all 6 double crochets, and also in "the space" under the two chain stitches that started the round. So, you make increase x 7 (14)



RITO
#RITOHOBBY





RITO
#RITOHOBBY



Make 2 chain stitches



For this round, you make 14 treble cross stitches. Finish the round with a slip stitch.




RITO
#RITOHOBBY






RITO
#RITOHOBBY



Lastly, weave in ends.



RITO
#RITOHOBBY



Designed by: thildethordahl (Thilde Thordahl)